

Student Success Goal

Students will improve their math levels as measured by i-Ready diagnostic by decreasing the lowest quintile by 2 percent.

Students will improve their reading scores as measured by i-Ready diagnostic by reducing the percentage of students in the 4th and 5th quintile by 2%.

To support students to achieve this goal, we will:

1. At the beginning of the first quarter, Swope will implement additional math instruction during Advisory for the remainder of 2023-24 SY using i-Ready.
2. Swope will implement i-Ready as English Language Arts (ELA) intervention in the classroom as well as continue a reading program for students at or above grade-level.
3. Development of Tier 1 instruction with a focus on new curriculum in science, social studies, and ELA.

Student, Staff, and Family Partnerships Goal

By the end of each quarter of the 2023-2024 School Year, Swope Middle School will reduce the combination of chronic absenteeism and severely chronic absenteeism to less than 10 Percent.

To support students and families to achieve this goal, we will:

1. Identify students with two or more risk factors on the District Early Warning System and utilize it to create cohort to improve communication with families as it relates to attendance and behavior risk factors.
2. Provide training for Positive Behavioral Interventions and Supports (PBIS) usage in the classroom, set up calendar for usage, support purchase of rewards for student and staff usage.
3. Provide access to Second Step and Restorative Circles to include use of Restorative Circles in Staff Training.

Resources for Parents and Families

Quick Tips for Parents and Families

Get involved! Contact Susie Olano for information about volunteering with our school.

Stay connected! Let the front office know if your phone number, email, or home address has changed.

Know your child's teachers! We are here to support your child's learning journey.

Resource Links

Infinite Campus Parent Portal

See your child's grades, assignments, attendance information and important updates

www.washoeschools.net/ICparent

Family Resource Centers

Basic needs assistance, resource referrals, and help with accessing services like SNAP

www.washoeschools.net/FRC

Care Solace

Free and confidential help to access mental health care providers in your community

www.washoeschools.net/Care



OUR WCSD PROMISE

We will know every student by **NAME, STRENGTH AND NEED** so they graduate prepared for the future they choose and we will deliver on this promise in partnership with our **FAMILIES and COMMUNITY.**

Our Student Demographics

25% Free or Reduced Lunch

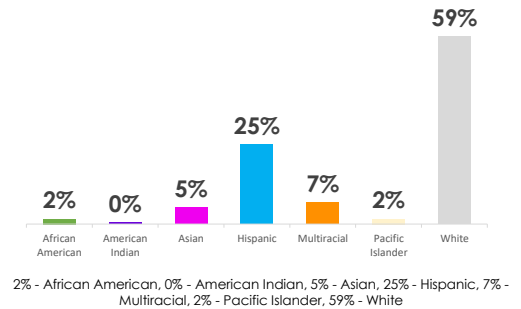
6% English Learners

9% Individualized Education Plans

1% Children in Transition

0% Foster

19% Gifted & Talented



Total Enrollment

946

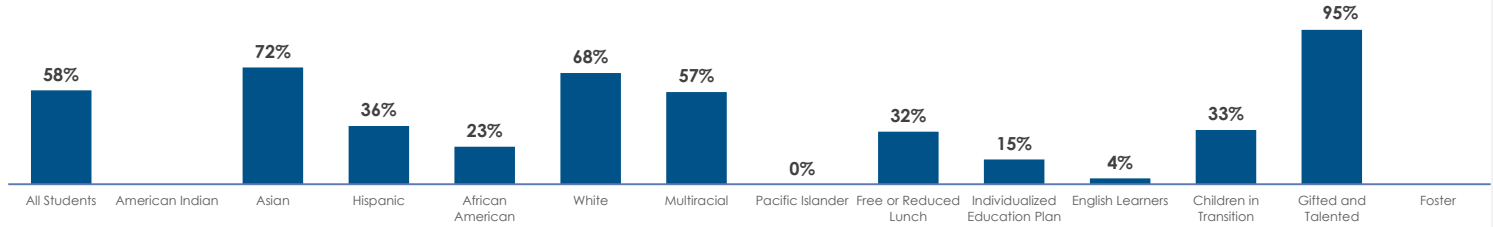


Smarter Balanced Assessment

Percent Achieving 'At or Above' Standard

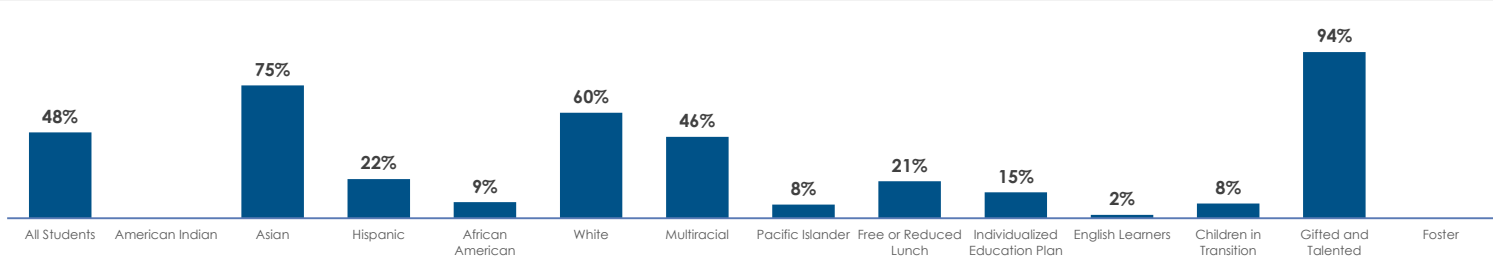


English / Language Arts



English / Language Arts: Percentage achieving "At or Above" standard (2022-2023): 58% - All Students, * - American Indian, 72% - Asian, 36% - Hispanic, 23% - African American, 68% - White, 57% - Multiracial, 0% - Pacific Islander, 32% - Free or Reduced Lunch, 15% - Individualized Education Plan, 4% - English Learners, 33% - Children in Transition, 95% - Gifted and Talented, * - Foster

Mathematics



Mathematics: Percentage achieving "At or Above" standard (2022-2023): 48% - All Students, * - American Indian, 75% - Asian, 22% - Hispanic, 9% - African American, 60% - White, 46% - Multiracial, 8% - Pacific Islander, 21% - Free or Reduced Lunch, 15% - Individualized Education Plan, 2% - English Learners, 8% - Children in Transition, 94% - Gifted and Talented, * - Foster



5th Grade Science Assessment

55%

Percentage of students achieving 'At or Above' Standard



Attendance

28%

Percentage of students missing 10% or more of school days

Scan to see more data!

